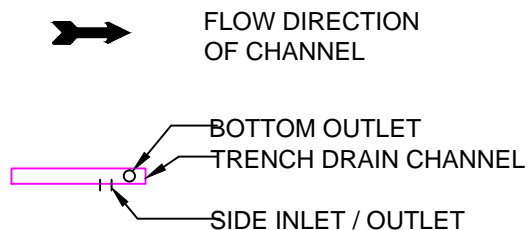


LINETYPES

- - - - - HIDDEN
- - - - - CENTER LINE
- CHANNEL

SYMBOL



GENERAL NOTES

1. ALL WRITTEN DIMENSIONS SUPERCEDE SCALED DIMENSIONS.
2. DIMENSIONS IN [] ARE IN METERS.
3. ALL DRAWINGS ARE AS ACCURATE AS THE INFORMATION SUPPLIED. ALL REASONABLE CARE HAS BEEN TAKEN IN COMPILING THE INFORMATION WITHIN.
4. ALL RECOMMENDATIONS AND SUGGESTIONS ON THE USE OF ACO PRODUCTS ARE MADE WITHOUT GUARANTEE.
5. IT IS CUSTOMERS RESPONSIBILITY TO ENSURE THAT EACH PRODUCT IS FIT FOR IT'S INTENDED PURPOSE AND THAT THE ACTUAL CONDITIONS ARE SUITABLE.
6. IT IS THE CUSTOMERS RESPONSIBILITY TO FOLLOW ACO POLYMER PRODUCTS, INC. INSTALLATION INSTRUCTIONS FOR EACH PRODUCT. SEEK ENGINEERING ADVISE FOR INSTALLATIONS NOT ILLUSTRATED IN THE INSTALLATION GUIDELINES.
7. FOR FURTHER PRODUCT INFORMATION, CUT SHEETS, SPECIFICATIONS AND INSTALLATION INSTRUCTIONS, PLEASE VISIT US AT OUR WEBSITE: WWW.ACOUSA.COM.
8. ALL TRENCH DRAIN LAYOUTS ARE DESIGNED AT 0.0% LONGITUDINAL PAVEMENT SLOPE UNLESS OTHERWISE NOTED.
9. ACO IS NOT RESPONSIBLE TO ENSURE PROPER FLOW TO SYSTEMS OUTLETS OR CATCH BASINS, REFER TO GRADING PLANS.

ABBREVIATIONS

- CC = CLOSING CAP
- OC = OUTLET CAP
- CB = CATCH BASIN
- SB = SUMP BOX
- INV = INVERT
- HP = HIGH POINT
- LP = LOW POINT
- BO = BOTTOM OUTLET
- VOA = VERTICAL OUTLET ADAPTER
- HOA = HORIZONTAL OUTLET ADAPTER
- ML# = MATCH LINE ID NUMBER
- 204 = HORIZONTAL INLET #20
- 304 = HORIZONTAL INLET #30
- 208 = HORIZONTAL OUTLET #20
- 308 = HORIZONTAL OUTLET #30
- MD = MEASURE DOWN

FACTORY FABRICATIONS

SHORTENED T-FABS: (B#)

FACTORY FABRICATIONS (CUT ONLY)

SHORTENED T-FABS: (J#)

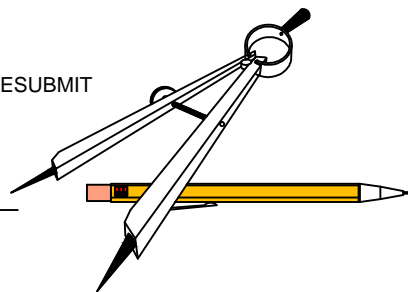
NON-STANDARD: (M#)

- APPROVED
- APPROVED AS NOTED
- REVISE AND RESUBMIT
- REJECTED

SIGNED: _____

DATE: _____

COMMENTS:



SHEET INDEX

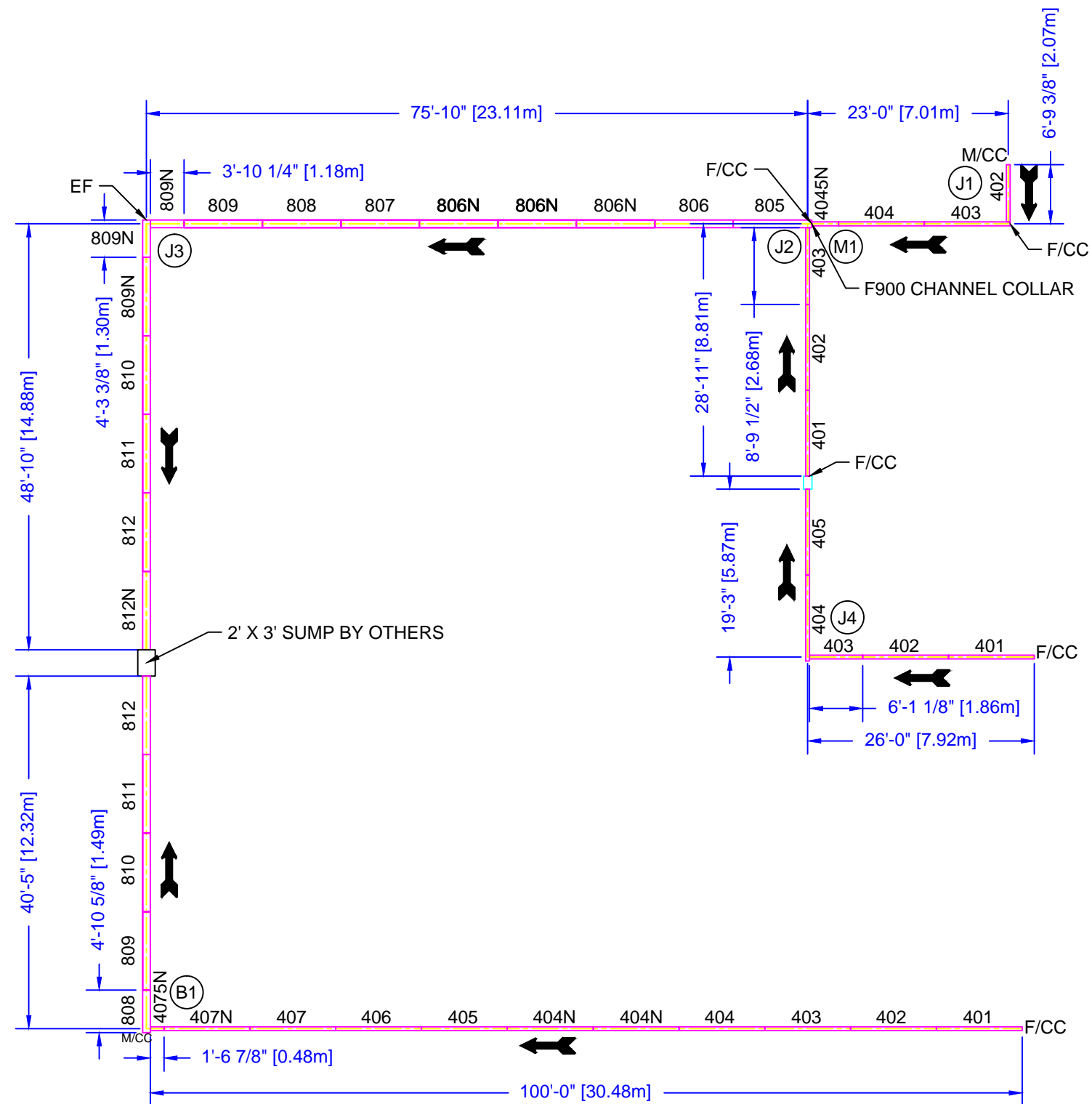
SHEET NO.	DESCRIPTION
1	NOTES & BOM
2	TRENCH DRAIN LAYOUT

PROJECT:		EMD PROJECT				
LOCATION:		SAVANNAH, GA				
CLIENT:		STEPHEN BAILEY CONTRACTOR SERVICES				
DESCRIPTION:		FG200 AND FG100 WITH SLOTTED DI GRATES				
DESIGN SERV. NO.:	REV.:	SHEET NO.:	DRAWN BY:	DATE:	CONTACT EMAIL:	CHECKED BY:
110-452C		SHEET 1 OF 2	JJ	10.12.10	jjonke@aco-online.com	JG

WEST SALES OFFICE
P.O. BOX 12067
CASA GRANDE, AZ 85230
TEL: (520) 421-9988
TOLL FREE: (888) 490-9552
FAX: (520) 421-9899



EAST SALES OFFICE
P.O. BOX 245
12080 RAVENNA RD.
CHARDON, OH. 44024
TOLL FREE: (800) 543-4764
FAX: (440) 285-7005 OR 8517



- NOTES:**
- ALL FABRICATIONS SHALL BE COMPLETED BY ACO PRIOR TO SHIPMENT

PROJECT: EMD PROJECT		DESCRIPTION: TRENCH DRAIN LAYOUT	
LOCATION: SAVANNAH, GA		SYSTEM TYPE(S): FG200/FG100 GRATE(S): SLOTTED DI	
DATE: 10.12.10	DRAWN BY: JJ	REVISIONS:	
SCALE: 1/16" = 1'	CHECKED BY: JG	NO.:	DESCRIPTION:
DESIGN SERV. NO.: 110-452C	REV.:	△A	-
	SHEET NO.:	△B	
	SHEET 2 OF 2	△C	
		DATE:	BY:

WEST SALES OFFICE
P.O. BOX 12067
CASA GRANDE, AZ 85230
TEL: (520) 421-9988
TOLL FREE: (888) 490-9552
FAX: (520) 421-9899



EAST SALES OFFICE
P.O. BOX 245
12080 RAVENNA RD.
CHARDON, OH. 44024
TOLL FREE: (800) 543-4764
FAX: (440) 285-7005 OR 8517