

GENERAL NOTES

1. IT IS CUSTOMERS RESPONSIBILITY TO ENSURE THAT EACH PRODUCT IS FIT FOR IT'S INTENDED PURPOSE AND THAT THE ACTUAL CONDITIONS ARE SUITABLE.
2. IT IS THE CUSTOMERS RESPONSIBILITY TO FOLLOW ACO POLYMER PRODUCTS, INC. INSTALLATION INSTRUCTIONS FOR EACH PRODUCT. SEEK ENGINEERING ADVISE FOR INSTALLATIONS NOT ILLUSTRATED IN THE INSTALLATION GUIDELINES.
3. FOR FURTHER PRODUCT INFORMATION, CUT SHEETS, SPECIFICATIONS AND INSTALLATION INSTRUCTIONS, PLEASE VISIT US AT OUR WEBSITE: WWW.ACOUSA.COM.
4. ACO IS NOT RESPONSIBLE TO ENSURE PROPER FLOW TO SYSTEMS OUTLETS OR CATCH BASINS, REFER TO GRADING PLANS. ALL TRENCH DRAIN LAYOUTS ARE DESIGNED AT 0.0% LONGITUDINAL PAVEMENT SLOPE UNLESS OTHERWISE NOTED.

TRENCH NOTES

1. ALL FABRICATIONS TO BE COMPLETED BY INSTALLING CONTRACTOR.
2. DIMENSIONS ARE FROM CENTERLINE.

REQUIRED FABRICATIONS

- (C) FULL T-FABS
- (D) MITERS

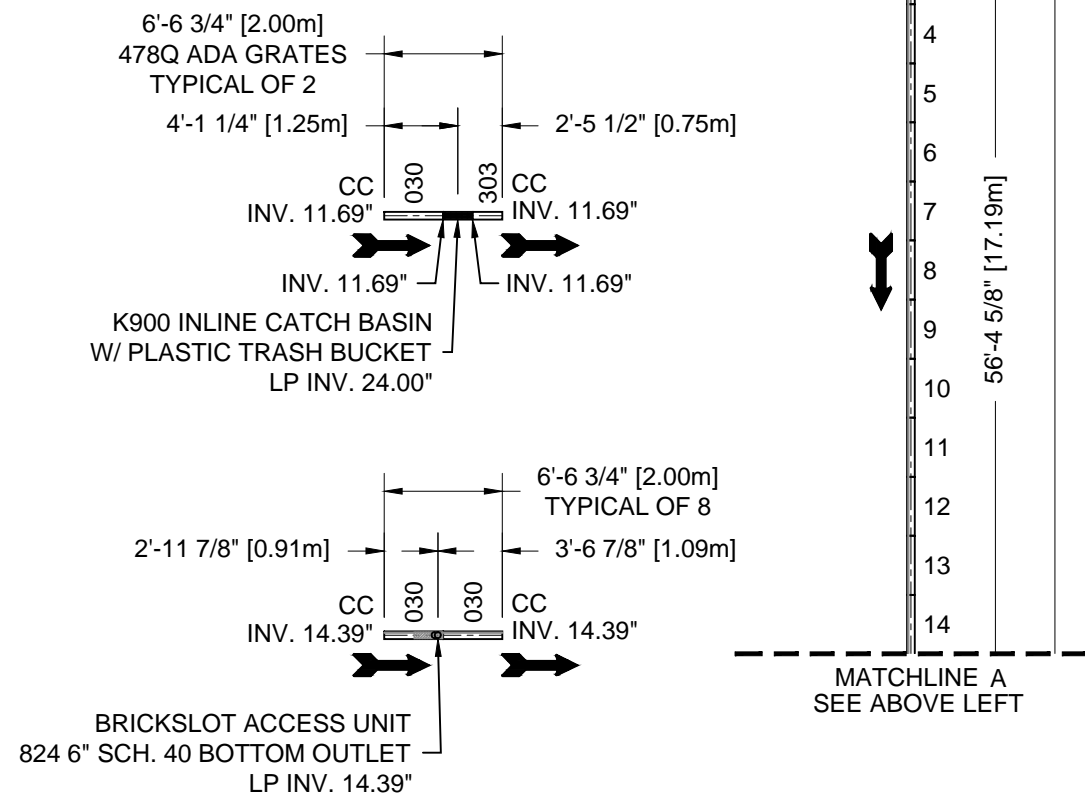
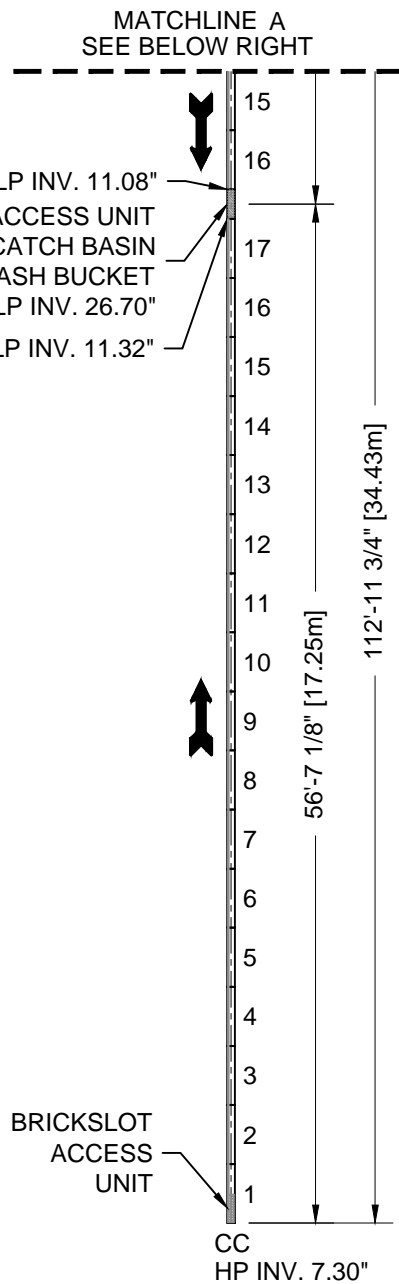
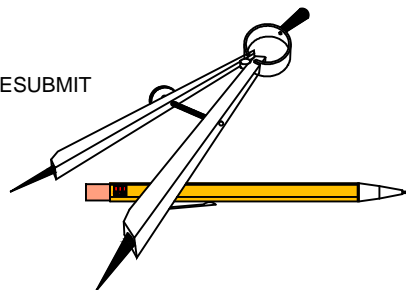
ALL DRAWINGS ARE AS ACCURATE AS THE INFORMATION SUPPLIED. ALL REASONABLE CARE HAS BEEN TAKEN IN COMPILING THE INFORMATION WITHIN. PLEASE REVIEW THIS INFORMATION FOR ACCURACY.

- APPROVED
- REVISIONS
- APPROVED AS NOTED
- REJECTED

SIGNED: _____

DATE: _____

COMMENTS:



LEGEND	
	CHANNEL
	CENTER LINE
	INSTALLATION DIRECTION OF CHANNEL
CC	= CLOSING CAP
OC	= OUTLET CAP
INV	= INVERT
HP	= HIGH POINT
LP	= LOW POINT
BO	= BOTTOM OUTLET

U OF C QUADRANGLE MOKENA, IL	
DRAWN BY: JW	EMAIL: jwyman@aco-online.com
DATE 06-22-12	CHECKED BY: JJ
SHEET NO. SHEET 1 OF 1	DESIGN SERV. NO. REV. 112-435C

TRENCH DRAIN LAYOUT			
SYSTEM(S) K100S		GRATE(S) BRICKSLOT/478Q ADA	
REVISIONS			
NO.	DESCRIPTION	DATE	BY
A	-	-	-
B			
C			

ACO POLYMER PRODUCTS, INC.

WEST SALES OFFICE P.O. BOX 12067 CASA GRANDE, AZ 85230 Tel. (888) 490-9552 Fax (520) 421-9899	EAST SALES OFFICE P.O. BOX 245 CHARDON, OH 44024 Tel. (800) 543-4764 Fax (440) 285-7005
--	--

www.acousa.com